


DAK63668  
PEI 5 ○ 560 | m<sup>2</sup>  
matt | R10 | A



DAP63668  
PEI 5 ○ 610 | m<sup>2</sup>  
lappato | R9



DAKSE668  
PEI 5 ○ 540 | m<sup>2</sup>  
matt | R10 | A




DAPSE668  
PEI 5 ○ 600 | m<sup>2</sup>  
lappato | R9



DAR63668  
PEI 5 ○ 770 | m<sup>2</sup>  
matt



DAP63669  
PEI 5 ○ 610 | m<sup>2</sup>  
matt | R10 | A



DARSE668  
PEI 5 ○ 590 | m<sup>2</sup>  
matt | R10 | B

beige | beige



DAPSE669  
PEI 5 ○ 600 | m<sup>2</sup>  
lappato | R9

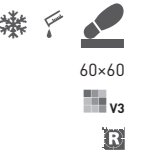
braun | brown



DARSE669  
PEI 5 ○ 770 | m<sup>2</sup>  
matt

braun | brown

DAGSE669  
PEI 5 ○ 720 | m<sup>2</sup>  
matt | R11 | C



60x60  
v3  
R

30x60  
v3  
R

60x60  
R10  
B  
v3  
R

30x60  
v3  
R


RAKO Home



Die Fliesen der Serie zeichnen sich durch ein breites Farbspiel V3 aus. | All products of the entire batch show big deviations in shade difference V3.

Wir empfehlen, einzelne Fliesen aus mehreren Paketen herauszunehmen und den gesamten Bodenbelag nach der Inspirationsfotodokumentation in den Katalogen RAKO, eventuell den Webseiten [www.rako.eu](http://www.rako.eu), zu komponieren. Wünschenswert ist die Kombination aller Fliesendesigns einschließlich ihrer Drehung um 180°, sodass ausgewogene Optik der verlegten Fläche erzielt wird.

Before laying the tiles, we suggest you select from several cartons and arrange them as illustrated in the inspiration photo documentation in RAKO catalogues or website [www.rako.eu](http://www.rako.eu), and mix the tiles to achieve the required result including turning them by 180°.




DAK63666  
PEI 5 ○ 560 | m<sup>2</sup>  
matt | R10 | A

DAP63666  
PEI 5 ○ 610 | m<sup>2</sup>  
lappato | R9



DAK63667  
PEI 5 ○ 560 | m<sup>2</sup>  
matt | R10 | A

DAP63667  
PEI 5 ○ 610 | m<sup>2</sup>  
lappato | R9



DAKSE666  
PEI 5 ○ 540 | m<sup>2</sup>  
matt | R10 | A

DAPSE666  
PEI 5 ○ 600 | m<sup>2</sup>  
lappato | R9



DAKSE667  
PEI 5 ○ 540 | m<sup>2</sup>  
matt | R10 | A


DAPSE667  
PEI 5 ○ 600 | m<sup>2</sup>  
lappato | R9



DAR63666  
PEI 5 ○ 770 | m<sup>2</sup>  
matt



DAR63667  
PEI 5 ○ 770 | m<sup>2</sup>  
matt



DARSE666  
PEI 5 ○ 590 | m<sup>2</sup>  
matt | R10 | B

hellgrau | light grey

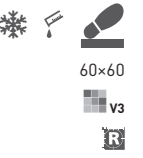
DAGSE666  
PEI 5 ○ 720 | m<sup>2</sup>  
matt | R11 | C



DARSE667  
PEI 5 ○ 590 | m<sup>2</sup>  
matt | R10 | B

grau | grey

DAGSE667  
PEI 5 ○ 720 | m<sup>2</sup>  
matt | R11 | C



60x60  
V3  
R

30x60  
V3  
R

60x60  
R10  
B  
V3  
R

RAKO Home

30x60  
V3  
R

Produkt   product	60x60	598x598x10	EN 14411 - G Bla	3	2,8	1,08	32	34,56	23,7	21,9	782
	30x60	298x598x10	EN 14411 - G Bla	6	5,6	1,08	40	43,20	23,7	21,9	971

Empfohlene Formatkombinationen siehe Seite 484-485. | Recommended combinations of modular sizes see pages 484-485.



30x60  
R10  
B  
V3  
R



DDPSE668 (SHEET)  
PEI 5 ○ 620 | Netz  
matt/lappato



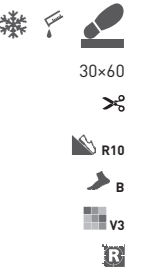
DDPSE669 (SHEET)  
PEI 5 ○ 620 | Netz  
matt/lappato



DDPSE666 (SHEET)  
PEI 5 ○ 620 | Netz  
matt/lappato



DDPSE667 (SHEET)  
PEI 5 ○ 620 | Netz  
matt/lappato



30x60  
R10  
B  
V3  
R



5x5 | 30x30  
R10  
B  
V3  
R




DDM0668 (SHEET)  
PEI 5 ○ 440 | Netz  
matt/lappato  
beige | beige



DDM0669 (SHEET)  
PEI 5 ○ 440 | Netz  
matt/lappato  
braun | brown



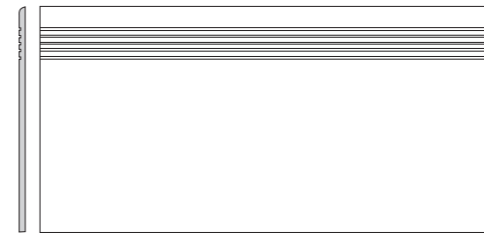
DDM0666 (SHEET)  
PEI 5 ○ 440 | Netz  
matt/lappato  
hellgrau | light grey



DDM0667 (SHEET)  
PEI 5 ○ 440 | Netz  
matt/lappato  
grau | grey



5x5 | 30x30  
R10  
B  
V3  
R

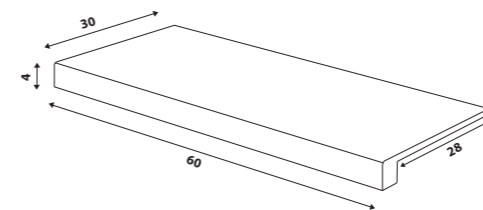


DCPSE666 hellgrau | light grey  
DCPSE667 grau | grey  
DCPSE668 beige | beige  
DCPSE669 braun | brown  
PEI 5 ○ 370 | St  
matt



DSAS4666 hellgrau | light grey  
DSAS4667 grau | grey  
DSAS4668 beige | beige  
DSAS4669 braun | brown  
PEI 5 ○ 220 | St  
matt

DSKS4666  
DSKS4667  
DSKS4668  
DSKS4669  
PEI 5 ○ 270 | St  
lappato



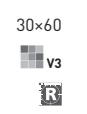
DCFSE666 hellgrau | light grey  
DCFSE667 grau | grey  
DCFSE668 beige | beige  
DCFSE669 braun | brown  
PEI 5 ○ 1370 | St  
matt | R10 | A

DCESE666  
DCESE667  
DCESE668  
DCESE669  
PEI 5 ○ 1370 | St  
matt | R10 | B

Produkt   product	cm	mm	EN	St/m <sup>2</sup>	m <sup>2</sup>	m <sup>3</sup>	kg	kg/m <sup>2</sup>	brutto kg
Dekor [set]   decor [set]	30x60	298x598x10	EN 14411 - G Bla	4	5,6	0,72	-	15,8	21,9
Mosaik sheet 30x30 cm   mosaic sheet 30x30 cm	5x5	48x48x10	EN 14411 - G Bla	3	11	0,27	-	5,9	21,9
Stufe   step tile	30x60	298x598x10	STO No. 030 - 059824	6	5,6	1,08	40	23,7	21,9
Sockel   skirting plinth	60x9,5	598x95x10	STO No. 030 - 059824	13	17,5	0,74	-	16,2	21,9
Stufenformteil   special step tile	30x60	298x598x10	STO No. 030 - 059824	2	-	-	-	-	-



30x60  
60x9,5  
R10  
A  
V3  
R



30x60  
V3  
R