





WADV5001  
○ 710 l m<sup>2</sup>  
matt




WADV5002  
○ 710 l m<sup>2</sup>  
matt




WADV5003  
○ 710 l m<sup>2</sup>  
matt




WADVK001  
○ 480 l m<sup>2</sup>  
matt




WADVK002  
○ 480 l m<sup>2</sup>  
matt




WADVK003  
○ 480 l m<sup>2</sup>  
matt



WADMB001  
○ 400 l m<sup>2</sup>  
matt




WADMB002  
○ 400 l m<sup>2</sup>  
matt  
beige | beige



WADMB003  
○ 400 l m<sup>2</sup>  
matt  
hellgrau | light grey



WITMB054  
○ 220 l St  
matt



WADMB004  
○ 440 l m<sup>2</sup>  
matt | V4  
mehrfarbig | multicoloured



WLAMF022  
○ 160 l St  
matt  
hellbeige | light beige



WLAMF023  
○ 160 l St  
matt  
beige | beige



Produkt | product



EN



St/m<sup>2</sup>



kg/m<sup>2</sup>



kg/m<sup>2</sup>



brutto kg

Produkt   product	cm	mm	EN	St/m <sup>2</sup>	kg/m <sup>2</sup>	kg/m <sup>2</sup>	brutto kg
Wandfliese   wall tile	30×90	298×898×10	EN 14411 - L BIII	4	3,7	1,08	30
Wandfliese   wall tile	30×60	298×598×8	EN 14411 - L BIII	8	5,56	1,44	40
Wandfliese   wall tile	20×40	198×398×7	EN 14411 - L BIII	20	12,5	1,60	48
Dekor   decor (WITMB...)	20×40	198×398×7	EN 14411 - L BIII	4	12,5	0,32	-
Bordüre   listel	40×3,2	398×32×7	EN 14411 - L BIII	12	-	0,14	-

Wir empfehlen die Kombination mit den Fliesen der Serie Board, Concept und Faro, | To combine with Board, Concept and Faro floor tiles is recommended.