



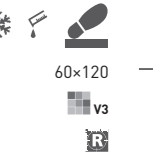




DARV1730  
PEI 5 ○ 700 | m<sup>2</sup>  
matt | R10 | A  
elfenbein | ivory



DARV1731  
PEI 5 ○ 700 | m<sup>2</sup>  
matt | R10 | A  
beige | beige



DARV1732  
PEI 5 ○ 700 | m<sup>2</sup>  
matt | R10 | A  
braun-grau | brown-grey

DAPV1730  
PEI 5 ○ 870 | m<sup>2</sup>  
lappato | R9

DAPV1732  
PEI 5 ○ 870 | m<sup>2</sup>  
lappato | R9



DARV1733  
PEI 4 ○ 700 | m<sup>2</sup>  
matt | R10 | A  
grau | grey

DAPV1731  
PEI 5 ○ 870 | m<sup>2</sup>  
lappato | R9

DAPV1733  
PEI 4 ○ 870 | m<sup>2</sup>  
lappato | R9






Die Fliesen der Serie zeichnen sich durch ein breites Farbspiel V3 aus. | All products of the entire batch show big deviations in shade difference V3.

Wir empfehlen, einzelne Fliesen aus mehreren Paketen herauszunehmen und den gesamten Bodenbelag nach der Inspirationsfotodokumentation in den Katalogen RAKO, eventuell den Webseiten [www.rako.eu](http://www.rako.eu), zu komponieren. Wünschenswert ist die Kombination aller Fliesendesigns einschließlich ihrer Drehung um 90° oder 180°, sodass ausgewogene Optik der verlegten Fläche erzielt wird.

Before laying the tiles, we suggest you select from several cartons and arrange them as illustrated in the inspiration photo documentation in RAKO catalogues or website [www.rako.eu](http://www.rako.eu), and mix the tiles to achieve the required result including turning them by 90° or 180°.



DAR63730  
PEI 5  $\odot$  560 | m<sup>2</sup>  
matt | R10 | A

DAP63730  
PEI 5  $\odot$  610 | m<sup>2</sup>  
lappato | R9



DAR63731  
PEI 5  $\odot$  560 | m<sup>2</sup>  
matt | R10 | A

DAP63731  
PEI 5  $\odot$  610 | m<sup>2</sup>  
lappato | R9



DARSE730  
PEI 5  $\odot$  540 | m<sup>2</sup>  
matt | R10 | A  
elfenbein | ivory

DAPSE730  
PEI 5  $\odot$  600 | m<sup>2</sup>  
lappato | R9



DARSE731  
PEI 5  $\odot$  540 | m<sup>2</sup>  
matt | R10 | A  
beige | beige

DAPSE731  
PEI 5  $\odot$  600 | m<sup>2</sup>  
lappato | R9



DAR63732  
PEI 5  $\odot$  560 | m<sup>2</sup>  
matt | R10 | A

DAP63732  
PEI 5  $\odot$  610 | m<sup>2</sup>  
lappato | R9



DAR63733  
PEI 4  $\odot$  560 | m<sup>2</sup>  
matt | R10 | A

DAP63733  
PEI 4  $\odot$  610 | m<sup>2</sup>  
lappato | R9




DARSE732  
PEI 5  $\odot$  540 | m<sup>2</sup>  
matt | R10 | A  
braun-grau | brown-grey

DAPSE732  
PEI 5  $\odot$  600 | m<sup>2</sup>  
lappato | R9



DARSE733  
PEI 4  $\odot$  540 | m<sup>2</sup>  
matt | R10 | A  
grau | grey

DAPSE733  
PEI 4  $\odot$  600 | m<sup>2</sup>  
lappato | R9



60x60  
v3  
R

30x60  
v3  
R

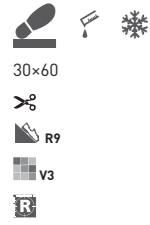
60x60  
v3  
R

30x60  
v3  
R

RAKO Home

Produkt   product	cm	mm	EN	Stk/m <sup>2</sup>	m <sup>2</sup>	m <sup>2</sup>	kg	kg/m <sup>2</sup>	brutto kg
Bodenfliese   floor tile	60x60	598-598x10	EN 14411 - G Bla	3	2,8	1,08	32	34,56	23,7
Bodenfliese   floor tile	30x60	298-598x10	EN 14411 - G Bla	6	5,6	1,08	40	43,20	23,7

Empfohlene Formatkombinationen siehe Seite 484-485. | Recommended combinations of modular sizes see pages 484-485.




30x60

R9

V3

R



**DDPSE730** (SHEET)  
PEI 5  $\odot$  500 | Netz  
matl/lappato  
elfenbein | ivory



**DDPSE731** (SHEET)  
PEI 5  $\odot$  500 | Netz  
matl/lappato  
beige | beige



**DDPSE732** (SHEET)  
PEI 5  $\odot$  500 | Netz  
matl/lappato  
braun-grau | brown-grey



**DDPSE733** (SHEET)  
PEI 4  $\odot$  500 | Netz  
matl/lappato  
grau | grey



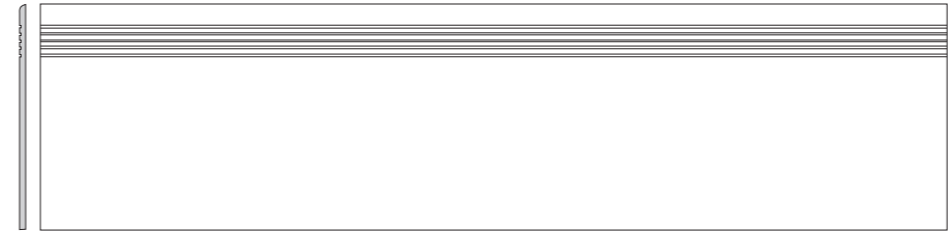
30x120

R10

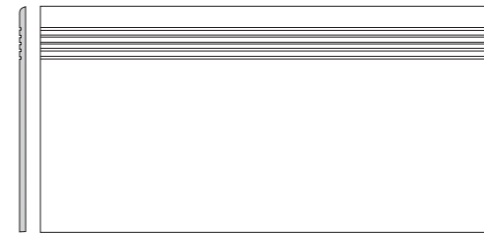
A

V3

R



**DCPVF730** elfenbein | ivory  
**DCPVF731** beige | beige  
**DCPVF732** braun-grau | brown-grey  
**DCPVF733** grau | grey  
PEI 4-5  $\odot$  840 | St  
matt



**DCPSE730** elfenbein | ivory  
**DCPSE731** beige | beige  
**DCPSE732** braun-grau | brown-grey  
**DCPSE733** grau | grey  
PEI 4-5  $\odot$  370 | St  
matt



**DSAS4730** elfenbein | ivory  
**DSAS4731** beige | beige  
**DSAS4732** braun-grau | brown-grey  
**DSAS4733** grau | grey  
 $\odot$  220 | St  
matt

**DSKS4730**  
**DSKS4731**  
**DSKS4732**  
**DSKS4733**  
 $\odot$  270 | St  
lappato


5x5 | 30x30

R10

B

V3


R



**DDM06730** (SHEET)  
PEI 5  $\odot$  440 | Netz  
matl/lappato  
elfenbein | ivory



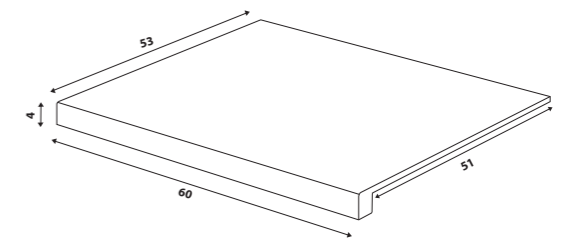
**DDM06731** (SHEET)  
PEI 5  $\odot$  440 | Netz  
matl/lappato  
beige | beige



**DDM06732** (SHEET)  
PEI 5  $\odot$  440 | Netz  
matl/lappato  
braun-grau | brown-grey

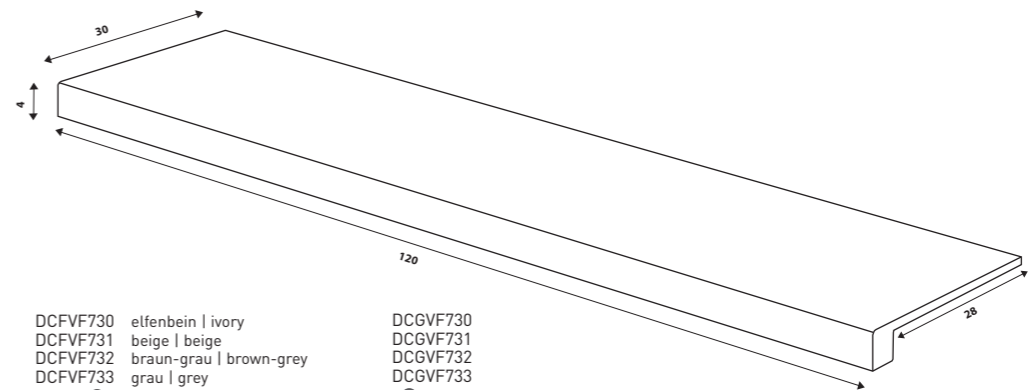


**DDM06733** (SHEET)  
PEI 4  $\odot$  440 | Netz  
matl/lappato  
grau | grey



**DCF65730** elfenbein | ivory  
**DCF65731** beige | beige  
**DCF65732** braun-grau | brown-grey  
**DCF65733** grau | grey  
PEI 4-5  $\odot$  1370 | St  
matt |  $\mathbf{R10}$  |  $\mathbf{A}$

**DCG65730**  
**DCG65731**  
**DCG65732**  
**DCG65733**  
PEI 4-5  $\odot$  1370 | St  
lappato |  $\mathbf{R9}$



**DCFVF730** elfenbein | ivory  
**DCFVF731** beige | beige  
**DCFVF732** braun-grau | brown-grey  
**DCFVF733** grau | grey  
PEI 4-5  $\odot$  1450 | St  
matt |  $\mathbf{R10}$  |  $\mathbf{A}$

**DCGVF730**  
**DCGVF731**  
**DCGVF732**  
**DCGVF733**  
PEI 4-5  $\odot$  1450 | St  
lappato |  $\mathbf{R9}$

Produkt   product	cm	mm	EN	St/m <sup>2</sup>	m <sup>2</sup>	kg	kg/m <sup>2</sup>	brutto kg
Dekor (set)   decor (set)	30x60	298x598x10	EN 14411 - G Bla	4	5,6	0,72	-	15,8
Mosaik sheet 30x30 cm   mosaic sheet 30x30 cm	5x5	48x48x10	EN 14411 - G Bla	3	11	0,27	-	5,9
Stufe   step tile	30x120	298x1198x10	STO No. 030 - 059824	3/5	2,8	1,08/1,8	-	24,6/40,9
Stufe   step tile	30x60	298x598x10	STO No. 030 - 059824	6	5,6	1,08	40	23,7
Sockel   skirting plinth	60x9,5	598x95x10	STO No. 030 - 059824	13	17,5	0,74	-	16,2
Stufenformteil   special step tile	60x53	598x530x10	STO No. 030 - 059824	2	-	-	-	-
Stufenformteil   special step tile	30x120	298x1198x10	STO No. 030 - 059824	2	-	-	-	-

30x60

R10

A

V3

R

60x9,5

R

60x53

V3

R

30x120

V3

R